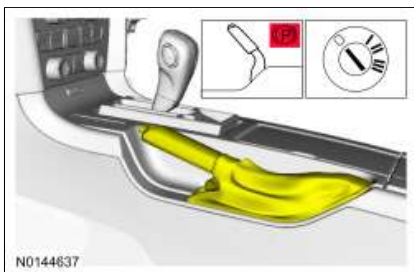


Brake Shift Interlock Override

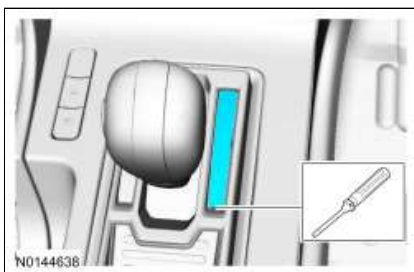
NOTE: If it is necessary to use the BSIA override procedure to move the selector lever out of the *PARK* position, it is possible that a fuse has blown and the brake lights are not operational. Before driving the vehicle, verify that the brake lights are working.

This vehicle is equipped with a BSIA feature that prevents the selector lever from being moved out of the *PARK* position when the ignition is in the *ON* position until the brake pedal is applied. If the selector lever cannot be moved out of the *PARK* position when the ignition is in the *ON* position and the brake pedal is applied:

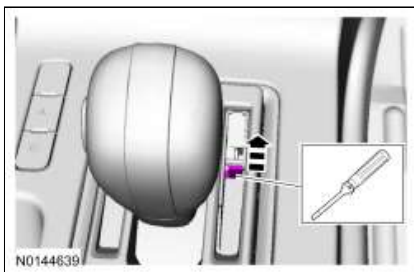
1. Fully apply the parking brake lever. Set the ignition switch to the 0 position (ignition off).



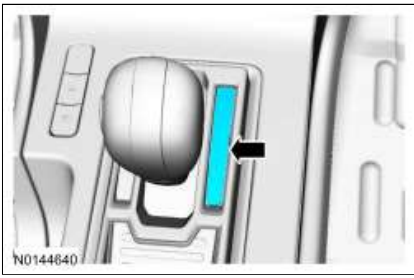
2. Screwdriver.



3. **NOTE:** Push forward on the brake shift interlock override mechanism on the selector lever assembly, apply the brake pedal, press the button on the selector lever knob and move the selector lever into *NEUTRAL*.



4. Insert the ignition key into the ignition and start the vehicle.
- 5.



© Copyright 2025, Ford Motor Company.
