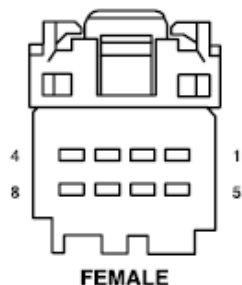


C253 (BK)

14401

Message center switch (18578)



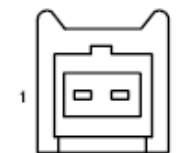
FEMALE

Pin	Circuit	Circuit Function
1	2030 (YE/WH)	Illumination, Power
2	1411 (GY/OG)	Message center switch, signal
3	1410 (TN/OG)	Message center switch, return
4	1205 (BK)	Ground
5	–	not used
6	–	not used
7	–	not used
8	–	not used

C257 (BK)

14A005

Clutch pedal position switch (9C872)



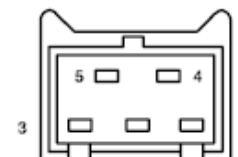
FEMALE

Pin	Circuit	Circuit function
1	32 (RD/LB)	switched power, to, Starter relay
2	32 (RD/LB)	Voltage supplied in Start (overload protected)

C277 (BK)

12638

Deactivator switch (7C534)



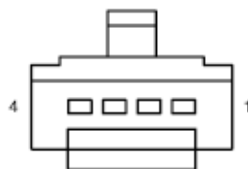
FEMALE

Pin	Circuit	Circuit function
1	1899 (WH)	Speed control Deactivator switch, signal
2	–	not used
3	1205 (BK)	Ground
4	–	not used
5	–	not used

C256 (GY)

14401

Passenger air bag module (15044A74)



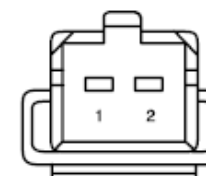
FEMALE

Pin	Circuit	Circuit function
1	1518 (BK/WH)	Passenger air bag, feed 2
2	1519 (LG/RD)	Passenger air bag, return 2
3	607 (LB/OG)	Passenger air bag, feed 1
4	616 (PK/BK)	Passenger air bag, return 1

C278 (BK)

14A005

Brake pedal position switch (13480)



FEMALE

Pin	Circuit	Circuit function
1	535 (LB/RD)	Voltage supplied at all times (overload protected)
2	1890 (RD)	Voltage supplied in Start and Run (overload protected)