


C115 (BK)

12B637

Coil On Plug (COP) 5 (12A366)



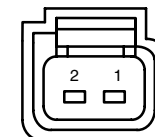
FEMALE

Pin	Circuit	Circuit function
1	1118 (RD)	PCM power relay, output
2	1021 (LG/YE)	coil driver (CD) – F control

C118 (BK)

12B637

Coil On Plug (COP) 8 (12A366)



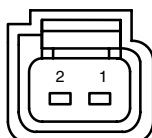
FEMALE

Pin	Circuit	Circuit function
1	1118 (RD)	PCM power relay, output
2	1029 (WH/RD)	coil driver (CD) – H control

C116 (BK)

12B637

Coil On Plug (COP) 6 (12A366)



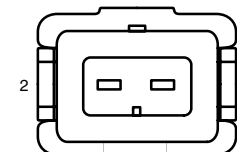
FEMALE

Pin	Circuit	Circuit function
1	1118 (RD)	PCM power relay, output
2	1025 (OG/YE)	coil driver (CD) – E control

C121 (BK)

12B637

Power steering pressure switch (3N824)



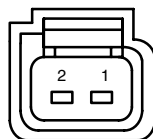
FEMALE

Pin	Circuit	Circuit function
1	359 (GY/RD)	Signal return
2	330 (YE/LG)	Power steering pressure switch, signal

C117 (BK)

12B637

Coil On Plug (COP) 7 (12A366)



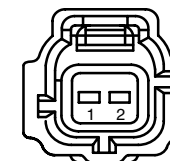
FEMALE

Pin	Circuit	Circuit function
1	1118 (RD)	PCM power relay, output
2	1027 (PK/LB)	coil driver (CD) – C control

C123 (BK)

14A005

EVAP canister purge valve (9C915)



FEMALE

Pin	Circuit	Circuit function
1	391 (RD/YE)	Voltage supplied in Start and Run (overload protected)
2	191 (LG/BK)	EVAP canister purge valve control