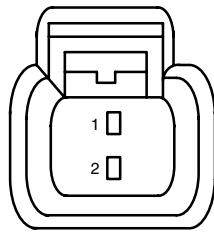


**C1186** (BK)  
\*(GY)  
**12B637**

Fuel injector 6  
(9F593)



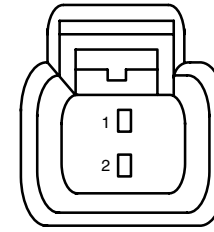
FEMALE

\* 4.6L

Pin	Circuit	Circuit function
1	560 (LG/OG)	Fuel injector 6, control
2	361 (RD)	Voltage supplied in Start and Run (overload protected)

**C1312** (GY)  
**12B637**

Fuel injector 7  
(9F593)



FEMALE

Pin	Circuit	Circuit function
1	561 (TN/RD)	Fuel injector 7, control
2	361 (RD)	Voltage supplied in Start and Run (overload protected)

**C1196** (GY)  
**12B637**

Ignition transformer  
capacitor (18801)

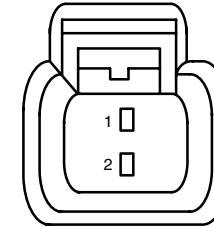


FEMALE

Pin	Circuit	Circuit function
1	291 (BK)	Voltage supplied in Start and Run (overload protected)

**C1313** (GY)  
**12B637**

Fuel injector 8  
(9F593)

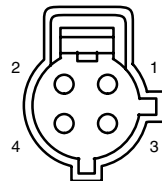


FEMALE

Pin	Circuit	Circuit function
1	562 (LB)	Fuel injector 8, control
2	361 (RD)	Voltage supplied in Start and Run (overload protected)

**C1260** (BK)  
**12B637**

A/C pressure trans-  
ducer sensor



FEMALE

Pin	Circuit	Circuit function
1	359 (GY/RD)	Signal return
2	351 (BN/WH)	Reference voltage
3	439 (TN/RD)	Sensor signal
4	—	not used

**C1366** (BK)  
**12B637**

Camshaft position  
sensor 1 (6B288)



FEMALE

Pin	Circuit	Circuit function
1	359 (GY/RD)	Signal return
2	282 (DB/OG)	Sensor signal