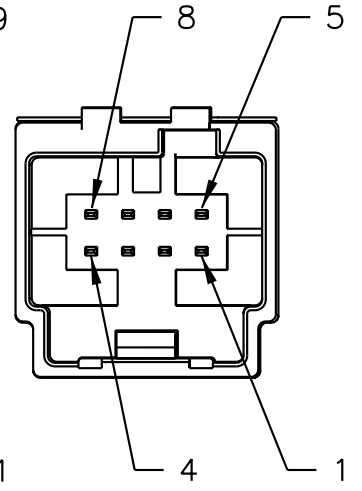
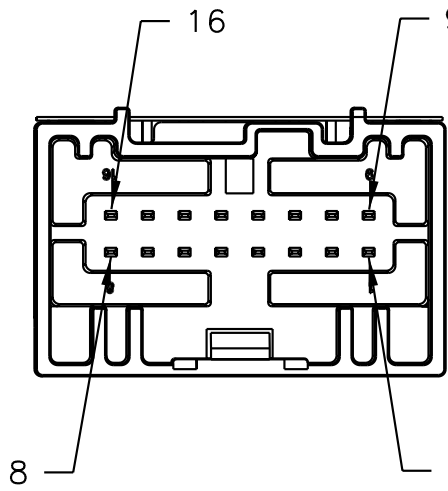
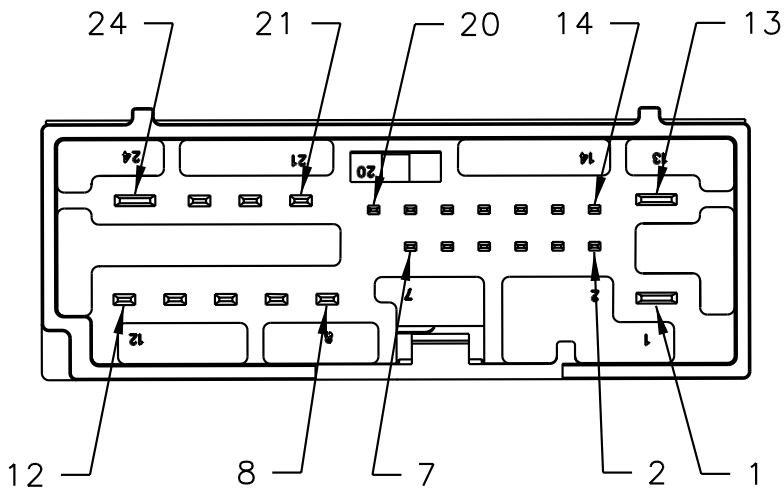


J1
 FORD 2L1T-14A624-AA
 MUST MATE WITH
 FORD 2L1T-14A464-CA

J3
 FORD 2L1T-14A624-CA
 MUST MATE WITH
 FORD 2L1T-14A464-EA

J4
 FORD 2L1T-14A624-G1
 MUST MATE WITH
 FORD 2L1T-14A464-J1



J1		J3		J4	
PIN	SIGNAL	PIN	SIGNAL	PIN	SIGNAL
1	BATTERY	1	STEREO IN L+ (FES & CDDJ)	1	AUX AUD 1+
2	RUN/ACCESS	2	STEREO IN L- (FES & CDDJ)	2	AUX AUD 1-
3	ILLUMINATION+	3	STEREO SHIELD	3	AUX AUD 1 SHIELD
4	ILLUMINATION-	4	MONO IN+ (PHONE & TELEM.)	4	AUX AUD ENABLE
5	N/C	5	MONO IN- (PHONE & TELEM.)	5	N/C
6	N/C	6	N/C	6	N/C
7	PHONE TRANS. ACTIVE (PTA)	7	N/C	7	N/C
8	LF SPEAKER+	8	N/C	8	N/C
9	LR SPEAKER+	9	STEREO IN R+ (FES & CDDJ)		
10	RR SPEAKER+	10	STEREO IN R- (FES & CDDJ)		
11	RF SPEAKER+	11	N/C		
12	RF SPEAKER-	12	N/C		
13	POWER GROUND	13	MONO SHIELD		
14	VEHICLE SPEED	14	N/C		
15	START	15	MS CAN A		
16	N/C	16	MS CAN B		
17	N/C				
18	SWC+				
19	SWC-				
20	(REAR PARK AID)				
21	LF SPEAKER-				
22	LR SPEAKER-				
23	RR SPEAKER-				
24	N/C				