



Terminals & Connectors

Wire & Cable

Terminals & Connectors

Wiring Accessories

Circuit Protection

Cable Ties

Clamps & Clips

Protection Products

Wire Markers

Tapes & Chemicals

Heat Shrink Products


Wire Coverings

Price List & Stock No. Index

DELPHI PACKARD WEATHER-PACK

Locking connectors are sealed against moisture, dust and dirt. Available in one through six contact configurations, these nylon connectors are rated from -40°F to 257°F. The terminals and seals are secured in the connector body with a hinge lock assembly. Silicone seals must be used with the tin plated brass terminals.

Use the cavity plug for all pin locations not filled with terminals. Rated to 16 volts D.C. and 20 amps maximum. The tower half connector body comes with a self lubricating silicone seal to reduce the engagement assembly force.



Cable Seals



Cable dia. mm	GPT wire Gauge	SXL wire Gauge	Seal Color	Stock No.	Packard No.
1.70-1.29	—	—	Red	39004	12015899
2.80-2.03	18-16	20-18	Green	39000	12015323
3.49-2.81	14	16	Gray	39001	12010293
4.30-3.45	12	14	Blue	39002	12015193

ORDERING NOTES:

1. Select connector body style from chart.
2. One terminal for each contact location needed.
3. Pick cable seal by wire gauge.
4. Cavity plugs are required for all unused pin locations.
5. Weather-Pack crimping tool must be used to assure a good seal.

Connector Bodies

Typical four contact configuration

Contacts	Tower Half Stock No.	Packard No.	Shroud Half Stock No.	Packard No.
1	38041	12015791	38040	12010996
2	38043	12015792	38042	12010973
3	38045	12015793	38044	12010717
4	38047	12015797	38046	12010974
4-Square	38087	12015798	38086	12015024
6	38049	12015799	38048	12010975



Cavity Plug

Stock No. 39010
(Packard No. 12010300)

Terminals

Wire Gauge	Male Terminal Stock No.	Reel Stock No.*	Packard No.	Female Terminal Stock No.	Reel Stock No.*	Packard No.
20-18	30034	30034R	12089040	30035	30035R	12089188
16-14	31034	31034R	12124582	31035	31035R	12124580
12-10	32038	32038R	12124587	32039	32039R	12124581

*Terminals available on reels, order by Stock No. specified in table above. Special tooling needed for use of reels, not available from Waytek.

Female terminal for tower half



Male terminal for shroud half

Terminals shown with cable seal. Order separately.

WEATHER-PACK CRIMPING TOOLS

Hand Tool

Stock No. 402

Crimps from 20-14 gauge, terminal and cable seal in one operation. Ratchet assembly assures a perfect crimp every time.



Hand Tool

Stock No. 440

Similar to the 402 with shorter handles. Crimps from 20-14 gauge wire, terminal and cable seal in one operation



Weather-Pack Terminal Removal Tool

Stock No. 421

This tool removes Weather-Pack socket and pin terminals from the connector bodies.



Hand Tool


Stock No. 474

Crimps 12 gauge wire, terminal and cable seal in separate operations.

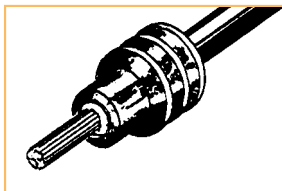


TYPICAL ASSEMBLY INSTRUCTIONS

These assembly instructions apply to both the Weather-Pack and the Metri-Pack connector series.



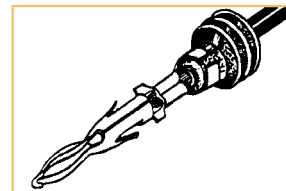
1. Apply seal to cable, before stripping insulation.



2. Align seal with cable insulation.



3. Put terminal in crimping tool, then position wire and seal in place.



4. Crimp and visually inspect for a good crimp before installing in connector body.